



COLLECTION

# NORDIC 20-21

***CHALLENGE. EVERY DAY.***

[alpinasports.com](http://alpinasports.com)

**CHALLENGE. EVERY DAY.**  
*the competition*

Stina Nilsson (SWE)

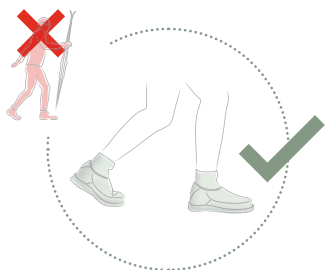



**ELITE3.0** Our boots have crossed finish lines and crowned champions. These achievements humble us, and we strive to transfer winning experience into every product we design. Discover the winner in you and join the Alpinista family.

 **alpinista**  
alpinasports.com

## FOR SKIING ONLY

This boot was designed to be the ultimate XC racing ski boot. • The boot is designed for maximum skiing performance. • We use carbon parts, which have been shaped to create the perfect balance between performance and fit. • Carbon adds stiffness and support where it's most needed, and is extremely lightweight – but needs special care, particularly when not out on the trails.

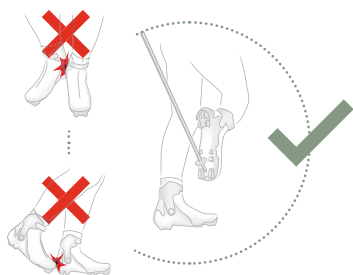
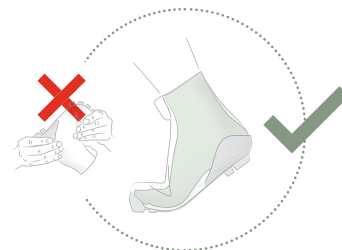


## WHEN NOT ON THE TRAIL, ALWAYS USE OVERSHOES

Always use the boots together with the overshoes when not skiing. • Direct contact with concrete, asphalt, ice, sand, rock, stairs and any sharp objects can damage, even break the carbon outsole.

## DO NOT BEND OR TWIST THE BOOT BY HAND

Never bend or twist the boots by hand. • Extreme bending or twisting of an empty boot (as shown in the figure) can result in damage, even breakage of the carbon elements. • Always put the boot on to get a feel for its remarkable flex characteristics.

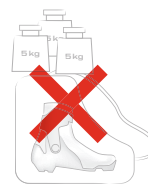


## DO NOT KNOCK THE BOOTS TOGETHER

Before stepping into the ski binding, clean the carbon sole carefully, by hand. • Similarly, clean the snow and dirt from the sole cleats by hand or with a ski pole. • Do not tap or knock the boots against each other or any other hard or sharp surfaces.

## TRANSPORT BOOTS WITH CARE

During transport, always make sure not to place heavy bags or other heavy objects on top of the boots. • This could damage the carbon cuff or the carbon outsole.



## HELPFUL HINTS FOR PROPER USE AND CARE

### TREAT YOUR BOOTS WITH CARE

Clean boots with a soft, moist cloth or soft brush and water. • Never use chemical cleaning agents nor wash in a machine.

### FOR LONGER PRODUCT LIFE

Boots should be cleaned on a regular basis. • Boots should be dried after each use to prevent the build-up of odours.

### DRYING THE BOOTS

Dry at room temperature, without the aid of an external heat source. • Stuff boots with old newsprint; place at a safe distance from a mild source of heat – never in direct contact with any heat source; remove wet newsprint and repeat.

# GUIDE TO A GOOD BOOT CARE

# CHALLENGE. EVERY DAY.

NEW CHALLENGES ARISE EVERY DAY. THOSE THAT DARE TO FACE THEM WILL BE CROWNED CHAMPIONS. AT ALPINA, WE BELIEVE IN GREATNESS, AND WE STRIVE TO PRODUCE ONLY THE BEST SPORTS EQUIPMENT FOR EVERYONE. MANY PROFESSIONAL ATHLETES PUT THEIR TRUST IN OUR CRAFTSMANSHIP AND TRADITION. WE DON'T TAKE THAT FOR GRANTED. LIKE THEM, WE TRY TO OVERCOME EVERY CHALLENGE THROWN OUR WAY. WE DO IT ALL WITH PASSION, PASSION FOR THE SPORT, FOR THE CHALLENGES THAT LIE AHEAD, FOR GREATNESS.

MOVING MOUNTAINS IS NOT EASY, AND CROSSING THE FINISH LINES FIRST IS A RARE PRIVILEGE. A LOT OF HARD WORK AND DEDICATION IS REQUIRED TO COMPETE AT THE HIGHEST LEVEL. BUT ONLY ATHLETES KNOW FOR SURE WHAT IT TAKES, SO WE ASKED THEM FOR ANSWERS.

## Hanna Falk (SWE)

**What makes you want to put on your boots and go?** I just love to ski! I do it with joy, freedom, and hope to be a stronger and better skier for every day I practice.

**How does proper footwear affect your performance?** When the footwear feels perfect, I get maximum power in every movement of skiing. That is a great feeling!

**What is needed to be the best?** It takes a lot of input, effort and patience to be the best.

**How do you deal with setbacks?** After each setback, I feel a little fire inside me. That fire helps me to do better and try to get a second chance.

**Who or what inspires you?** My grandfather inspires me a lot. He is a wise man with a lot of stubborn and patience.





## Charlotte Kalla (SWE)

**What makes you put on your boots and go?** My ambition to reach my goals. I am curious to see how fast I can ski and where my limits are.

**How does proper footwear influence your performance?** It make it possible to get the power in the right direction in every stride.

**What does it take to be the best?** As little negotiation as possible. Just do it and put your energy in things you have influence over. Follow your plan.

**How do you deal with setbacks?** I try to talk about my feelings and thoughts together with the people I trust.

**Who or what inspires you?** The girls in Swedens XC-ski team.



## Evgeniy Belov (RUS)

**What makes you put on your boots and go?** My parents taught me how to ski from a kindergarten, and since then I have loved this activity. Doing it comfortably in double is more pleasant.

**Why do you do it?** I really like that

**How does proper footwear influence your performance?** Sports equipment is very important for high results. They should combine legs and skis in one piece. In Alpina boots I have complete control. I can handle the skis like my fingers.

**What does it take to be the best?** It is necessary to try to be better in everything and to leave the comfort zone.

**How do you deal with setbacks?** It makes me reflect on my decisions and motivates me to be better.

# ANATOMY OF INNOVATION

## CHASIS



### ONE-PIECE CHASIS

#### CLASSIC ACTIVE EDGE WITH ALPINA SSR CLASSIC SOLE

Extremely light anatomic and ergonomic carbon-made Active Edge & soft flex chasis construction with directly integrated TPU-made NNN compatible toe & heel plate. One-piece chasis construction provides maximum longitudinal stiffness and stability, superior responsiveness and power transmission by the foot to the ski, with free heel & adaptable heel pocket construction for minimum heel stress and optimal fit.



#### SKATE ACTIVE EDGE WITH ALPINA SSR SKATE SOLE

Extremely light anatomic and ergonomic carbon-made Active Edge & hard flex single-piece chasis construction with integrated TPU-made NNN compatible toe & heel plate. Chassis provides maximum longitudinal stiffness and lateral stability, superior responsiveness and power transmission by the foot to the ski, with adaptable heel pocket for optimal foot and ankle fit.



### SOLES

All Alpina XC boot soles are NNN compatible. Sole type and construction are chosen individually for each boot based on boot features and functional requirements.

#### NEW ALPINA SOLE

A novelty in our family. It is a two component sole made to match all binding systems except SNS. The stiff chasis offers stability and the soft cleats are made for easier walking. The gluing surface is optimized to match the Alpina lasts which provides better stability on any terrain and improves the stance position. The sole is fitted on skate and classic style boots alike.



#### NNN T4 / NNN T3

TPU-made sole with good power transmission, softer, more comfortable flex and good walkability.



#### NNN BC

Sole with optimum support in difficult terrain; reliable walking thanks to non-slip profile.



#### VIBRAM 75MM

Standard Vibram 75 mm sole; provides excellent support in difficult terrain; non-slip profile with specially made rubber mixture.



#### NON-PVC

No PVC materials were used during the production process and are not included in the boot's construction. In place, more environment-friendly materials have been introduced into production, making the boot warmer and increasing its breathability.



### HEEL COUNTERS

#### FULL CARBON ACTIVE EDGE

Extremely light. Improves the torsional stability of the boot and provides excellent grip and foothold in the heel. With its Active Edge construction adopts to various types of heel and heel shapes.



#### CARBON + TPU

Carbon stabilizer provides torsional and heel counter stability inside and out; in combination with TPU adapts to various types of heel shape. All combine to deliver excellent grip and foothold.



#### INJECTED CARBON

Carbon fibre particles and PU materials infused into exterior boot construction reduce the weight of the boot, consequently increasing the functionality. Injected carbon active edge is strong and durable. It ensures better torsional stability, improved stance position and good grip for any heel or heel shape.



#### TPU

The TPU heel counter provides good grip, stable foothold in the heel, prevents heel movement, and adapts to various foot shapes and heel volumes.



### FLEX

The skate technique demands a hard flex sole, while the classic technique requires soft flex sole characteristics in the shoe's metatarsal area. The Skate design also employs stiff flex component parts and materials, while both the Classic and Combi type shoe design employ specifically soft flex component parts and materials that deliver maximum power and control. Back Country employs a medium flex sole and components to deliver a more flexible, accommodating ski experience.



SOFT



MEDIUM



STIFF

### FIT

The design and shape of the internal 'soft' part of the shoe provides optimum grip, the narrow Race cut to the wider Comfort fit; the range is rounded out with the medium Dynamic fit that falls between the two extremes. All fit configurations take into consideration higher and lower variations in foot form.



RACE

DYNAMIC

COMFORT

## OUTER SHOE



### CUFFS

The skating technique requires more lateral ankle support for improved performance. So the boot has an externally fixed cuff, which provides rigidity and lateral stability to the ankle, to gain better responsiveness with optimal grip. Cuffs are made of carbon (which are extremely lightweight) or plastic. All are anatomically and ergonomically designed, employ a 'Velcro' power strap (some with EV-padding) and are attached to the heel counter with rivets or screws.

#### FULL CARBON

The anatomic full carbon cuff is extremely light and delivers maximal stiffness and superior lateral responsiveness. EVA-padding delivers superior comfort, while the power strap ensures optimal ankle fit and adjustable ankle grip.



#### CARBON

A light anatomic carbon cuff delivering exceptional stiffness, lateral stability and responsiveness. Equipped with a power strap for optimal ankle fit, superior comfort and adjustable ankle grip.



#### INJECTED CARBON

Carbon fibre particles and PU materials infused into exterior boot construction reduce the weight, consequently increasing the functionality and durability of the boot. Injected carbon cuffs take a firm hold of the ankle. They ensure better longitudinal stability and improved stance position while maintaining comfort.



#### TPU SKATE

Thermoplastic polyurethane provides good stiffness and lateral stability, while the power strap provides superior comfort and adjustable ankle grip.



#### TPU COMBI

The COMBI boot is designed for the classic technique. It has a softer flex sole, and is equipped with a cuff that provides less experienced skiers with more lateral support and stability to the ankle, and can be adjusted to the desired level of comfort.



### GAITERS

One-piece seamless gaiters cover the shoe and lower leg completely. Gaiters are water-tight, with a water-tight zipper and elastic, and protect against cold, water, moisture and snow. And the boot instep is adaptable to different foot shapes.

#### PVC

#### NEOPRENE

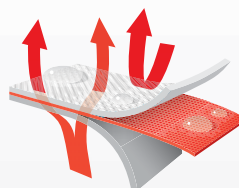
PVC is strong and lightweight, soft and flexible, and highly durable, while neoprene maintains good flexibility over a wide temperature range and offers good insulation against both wet and cold.



#### 4DRY PVC

#### 4DRY WEAVE

4DRY stands for an innovative system made from bielastic PES textile material that allows the boot to breathe. It is laminated with a membrane where needed and designed with sublimation print for better abrasion. The material feels light on foot and is hydrophobic, whisking away the moisture, ensuring a dry and relaxed foot.



**4DRY**



### ELASTIC INSERT

For gaiter adaptability to various lower leg shapes.



## INNER SHOE



### LACING

#### 45°

A braid angle of 45° relative to the longitudinal direction of the shoe improves the torsional stability of the soft part of the shoe. This ensures a tight fit between the shoe and the foot in the rotation phase of the shoe toward the inner side when skiing the skating technique.



### ANATOMIC FOOTBED

Insole contributes significantly to the vertical stability of the foot, providing a high level of comfort and improves the thermal insulation of the shoe.



### ALPITEX MEMBRANE

The Alpitex membrane provides additional protection against water and moisture, which increases comfort, even in more extreme weather conditions

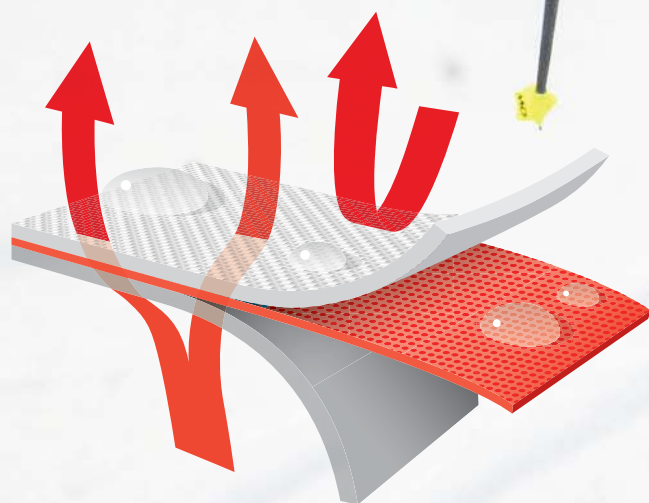


### THINSULATE INSULATION

"Thinsulate" insulation provides up to twice as much thermal shoe insulation. Even under extremely cold and high-humidity conditions it provides the foot with maximum thermal comfort.



**CHALLENGE. EVERY DAY.**  
*the weather*



**4DRY**



Charlotte Kalla

Breatheable premium upper. For the first time in the world of racing, the circulation of air enables your foot to remain dry and keep your power kick at maximum. On the critical parts of the boot for the high performance, where breathable upper meets the carbon sole, a thin layer of special membrane is placed to prevent any possible water invading.

 **alpina**  
alpinasports.com

# ELITE 3.0

ULTRA LIGHT CARBON CONSTRUCTION,  
ULTRA HIGH PERFORMANCE

The world's lightest, most responsive ski boots are changing the way we ski – and win.

## TORSIONAL STABILITY



## ESK 3.0

The single-piece all-carbon anatomic 'Active Edge' skate chassis features extremely light, 'hard' sole flex and delivers superior lateral responsiveness and maximum longitudinal stiffness and stability. Carbon cuff-to-heel counter hinge construction delivers ultralight, maximal stiffness, minimal rotational hinge friction and optimal ankle fit.

## ECL 3.0

An extremely light anatomic, single-piece carbon chassis with pliable sole flex and adaptable heel pocket delivers maximum longitudinal stability and superior responsiveness and power transmission. As a result the skier maintains correct body posture and effective equilibrium body position while running.

## FREE HEEL



Free Heel construction virtually eliminates heel stress, providing the skier maximum comfort.

## ACTIVE EDGE



Active Edge consists of a special sandwich of inner and outer carbon textile layers combined around a rubber mid-layer for maximum chassis adaptability to various types of heels and heel shapes together with maximum power and total control.

# ELITE 3.0

CHOICE OF CHAMPIONS



## **NEW** ELITE 3.0 SKATE

5300-1, 5300-7\*  
size run  
35-50, 35½-49½\*  
color  
Red/Black/White  
binding  
NNN Xcelerator  
fit  
race  
flex  
stiff

- Ⓟ FULL CARBON CUFF
- Ⓢ ACTIVE EDGE CARBON WITH ALPINA SSR SKATE SOLE
- ⓧ 45°
- Ⓢ 4DRY
- Ⓢ ANATOMIC FOOTBED
- NON PVC

A mere second can separate losers from champions. For that winning edge, we designed the new ELITE 3.0 SKATE. Lighter than its predecessors, it offers the best weight to functionality ratio of any boot currently on the market. Built firmly with full carbon cuffing and carbon active edge resting upon an anatomic footbed, this boot holds a tight grip on the foot, supporting it laterally and torsionally even on steeper terrain and through sharp turns.



## **NEW** ELITE 3.0 CLASSIC

5301-1, 5301-7\*  
size run  
35-50, 35½-49½\*  
color  
Red/Black/White  
binding  
NNN Xcelerator  
fit  
race  
flex  
soft

- Ⓟ FULL CARBON CUFF
- Ⓢ ACTIVE EDGE CARBON WITH ALPINA SSR CLASSIC SOLE
- ⓧ 4DRY
- Ⓢ ANATOMIC FOOTBED
- NON PVC

This boot was made to bring out your best. We equipped it with full carbon cuffs, carbon active edge, 4DRY, and made the interior lining from non-PVC materials. It's also slimmer and lighter than ever with an even greater fit and reinforced torsional stability. Let your foot breathe as you reach for greatness!

### CLASSIC AS

Ankle support (or AS) is a special design of the boot that provides greater lateral stability in the classic technique. For amateurs or those just starting to run this type of design will assist significantly when trying to overstep or turn sharp corners. They are equipped with a shell around the ankle for a tighter grip, working as a set of training wheels, preventing the skier from falling.

### DOUBLE POLING DP

Double poling (or DP) is a special running technique where most of the work is done by arms. The competitors run by pulling their weight on ski poles, while the feet move ever so slightly in an up-and-down motion. The boot is specially designed to suit the needs of this technique. The sole is made from a compact hard and soft flex so that it bends where needed and ensures stability otherwise. For better posture and functionality the heel is slightly raised.



**NEW**  
**ELITE 3.0 DUATHLON**

5315-1, 5315-7\*  
size run  
35-50; 35½-49½\*  
color  
Red/Black/White  
binding  
NNN Xcelerator  
fit  
race  
flex  
soft

- FULL CARBON CUFF
- ACTIVE EDGE CARBON WITH ALPINA SSR CLASSIC SOLE
- 4DRY
- ANATOMIC FOOTBED
- NON PVC

Beautiful design combined with superior features ensures elite performance in duathlon competition across the board. The foot is supported with carbon cuffs that hold it steady when skating, soft flex sole bends when called upon, and the 4DRY membranes keep the foot dry and warm in the heat of the moment.



**NEW**  
**ELITE 3.0 CLASSIC AS**

5316-1, 5316-7\*  
size run  
35-50; 35½-49½\*  
color  
Red/Black/White  
binding  
NNN Xcelerator  
fit  
race  
flex  
soft

- ACTIVE EDGE CARBON WITH ALPINA SSR CLASSIC SOLE
- 4DRY
- ANATOMIC FOOTBED
- NON PVC

Increase your performance with the 3.0 AS. That is why we made it with lighter, breathable 4DRY technology, and enforced it with full carbon active edge for maximum stability. It also fits like a glove. With a firm grip around the ankle and a closer fit over the rest of the foot, it will push you towards your best.

NOT AVAILABLE IN THE USA



**NEW**  
**ELITE 3.0 CLASSIC DP**

5317-1, 5317-7\*  
size run  
35-50; 35½-49½\*  
color  
Red/Black/White  
binding  
NNN Xcelerator  
fit  
race  
flex  
stiff

- ACTIVE EDGE CARBON WITH ALPINA SSR SKATE SOLE
- 4DRY
- ANATOMIC FOOTBED
- NON PVC

Triple the stability, triple the performance. The new 3.0 DP sits on top of an anatomic footbed designed for a snug fit, while the breathable materials allow for air circulation. Like the rest of the Elites, the active edge is made from carbon, ensuring maximum stability and a better power transfer to the skis.

NOT AVAILABLE IN THE USA

# ELITE PRO

CHOICE OF CHAMPIONS



## **NEW** PRO SKATE

5228-1, 5228-7\*  
size run  
35-50; 35½-49½\*  
color  
Red/Black/White  
binding  
NNN Xcelerator  
fit  
race  
flex  
stiff

- CARBON CUFF
- CARBON
- NEW ALPINA SOLE
- 4DRY
- ANATOMIC FOOTBED
- NON PVC

We upgraded the PRO SKATE with 4DRY technology for better breathability and improved the design to fit closer to the foot. We developed a new original sole that holds the foot in place and enhances stability in the stance position. Did we mention it's lighter than ever and upgraded with carbon? Yes, that too. Fantastic results at the highest level for a fraction of the cost. That's the new PRO SKATE.



## **NEW** PRO CLASSIC

5230-1, 5230-7\*  
size run  
35-50; 35½-49½\*  
color  
Red/Black/White  
binding  
NNN Xcelerator  
fit  
race  
flex  
soft

- CARBON
- NEW ALPINA SOLE
- 4DRY
- ANATOMIC FOOTBED
- NON PVC

Competition at the highest level comes at a price — equipment matters. A bit heavier than its superior Elite, this boot still handles the tracks with vigor. Fitted with the new Alpina sole, 4DRY system, and carbon cuffing and shell, it's meant to endure everything you throw at it!



## **NEW** PRO DUATHLON

5231-1, 5231-7\*  
size run  
35-50; 35½-49½\*  
color  
Red/Black/White  
binding  
NNN Xcelerator  
fit  
race  
flex  
soft

- CARBON CUFF
- CARBON
- NEW ALPINA SOLE
- 4DRY
- ANATOMIC FOOTBED
- NON PVC

This boot is designed with the runner's top performance in mind. The Duathlon technique requires both soft and hard flexibility; that is why we made the sole from compact flex to bend and stabilize when called upon. Like its sisters, this boot is features our 4DRY technology for breathability and an anatomic footbed to ensure additional comfort during the race.



**NEW**  
**PRO CLASSIC AS**

5232-1, 5232-7\*  
size run  
35-50; 35½-49½\*  
color  
Red/Black/White  
binding  
NNN Xcelerator  
fit  
race  
flex  
soft

The PRO AS offers extreme support around the ankles for maximum stability during complex maneuvers. It is a more comfortable option for serious runners in need of more help with all of the relevant features like 4DRY, anatomic footbed, carbon heel, and non-PVC materials.

NOT AVAILABLE IN THE USA



**NEW**  
**PRO CLASSIC DP**

5318-1, 5318-7\*  
size run  
35-50; 35½-49½\*  
color  
Red/Black/White  
binding  
NNN Xcelerator  
fit  
race  
flex  
stiff

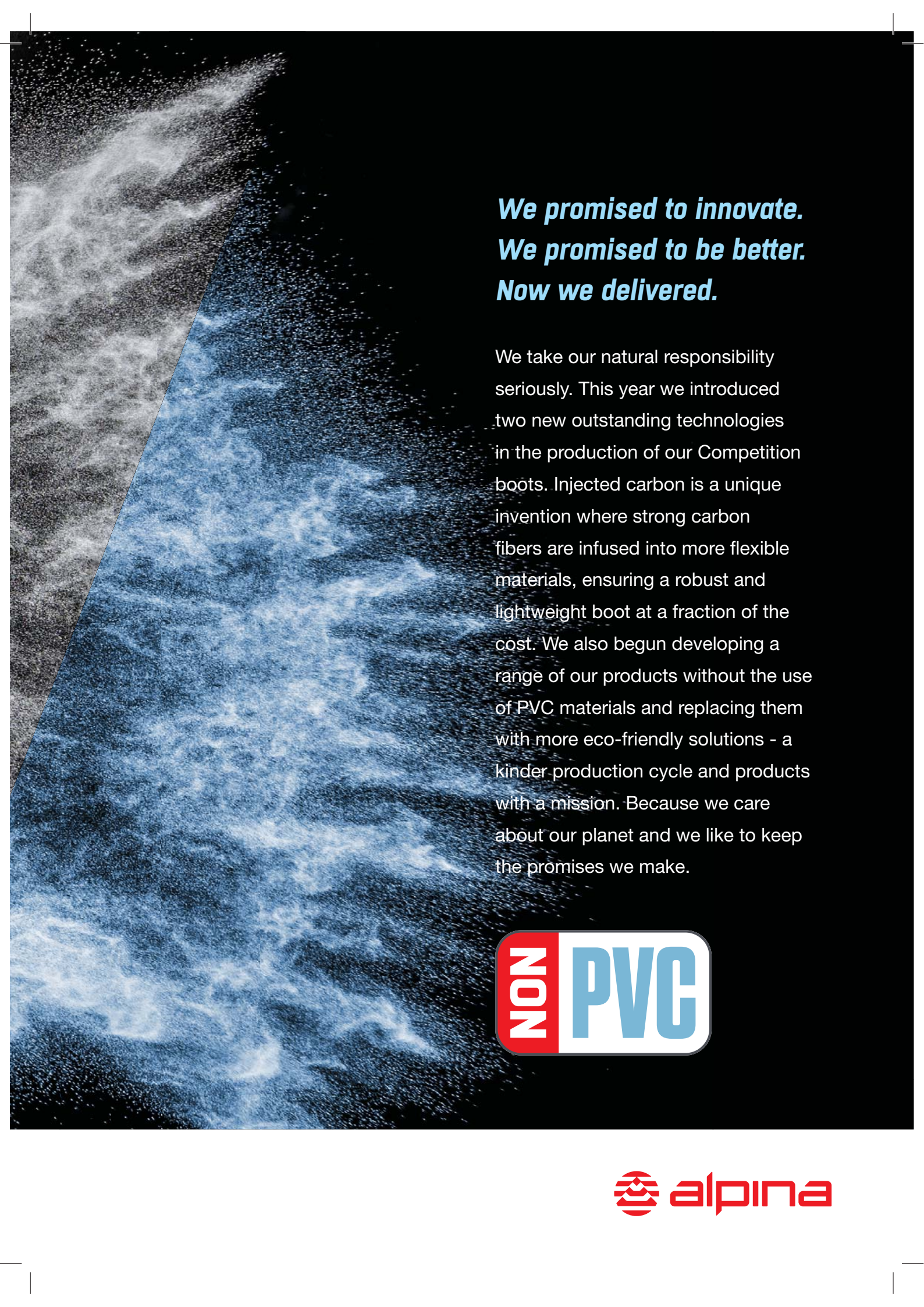
- CARBON
- NEW ALPINA SOLE
- 4DRY
- ANATOMIC FOOTBED
- NON PVC

The double poling technique requires a unique boot design. The foot has to be well supported to prevent injuries and still allow for flexibility in the toes. That's why the sole is made from compact soft flex. The PRO DP comes equipped with an anatomic footbed, active carbon edge, and the original Alpina sole. We also made it lighter to help you push yourself to the limit easily.

NOT AVAILABLE IN THE USA

**CHALLENGE. EVERY DAY.**  
*the future*





***We promised to innovate.  
We promised to be better.  
Now we delivered.***

We take our natural responsibility seriously. This year we introduced two new outstanding technologies in the production of our Competition boots. Injected carbon is a unique invention where strong carbon fibers are infused into more flexible materials, ensuring a robust and lightweight boot at a fraction of the cost. We also begun developing a range of our products without the use of PVC materials and replacing them with more eco-friendly solutions - a kinder production cycle and products with a mission. Because we care about our planet and we like to keep the promises we make.



# COMPETITION

PROVING GROUND



## A FRESH START

A new line of performance boots is ready to run!



Environmentally  
friendly

**4DRY**  
Enhanced  
breathability

**INJECTED CARBON**  
Even lighter  
innovative design

**NEW ALPINA SOLE**  
Superior stability





**NEW**  
**COMP SKATE**

**5240-1**  
size run  
**35-49**  
color  
**Red/Black/White**  
binding  
NNN **Xcelerator**  
fit  
**dynamic**  
flex  
**stiff**

- INJECTED CARBON
- INJECTED CARBON
- 45°
- NEW ALPINA SOLE
- 4DRY
- ANATOMIC FOOTBED
- NON PVC

**Thinsulate**  
INSULATION

Skate like a champion with the new COMPETITION boot. We built it upon a firm and comfortable new Alpina sole that ensures perfect ergonomic fit on foot. It suits it better, grasping more secure where necessary, allowing for better aerodynamics and achieving higher speed. This boot is designed to perform on every turn. We injected its cuff and shell with hard carbon to ensure maximum torsional and lateral stability while maintaining its featherlight function.



**NEW**  
**COMP CLASSIC**

**5242-1**  
size run  
**35-49**  
color  
**Red/Black/White**  
binding  
NNN **Xcelerator**  
fit  
**dynamic**  
flex  
**soft**

- INJECTED CARBON
- NEW ALPINA SOLE
- 4DRY
- ANATOMIC FOOTBED
- NON PVC

**Thinsulate**  
INSULATION

A powerhouse of a boot focused entirely on performance in the classic technique. Made in part from revolutionary Injected carbon, it's hard and stable while maintaining incredible lightness. The anatomic footbed rests on top of the new Alpina sole providing maximum comfort and a significantly improved fit. In moments of pressure, this boot will hold the foot steady, ready, and dry until it crosses the finish line.



**NEW**  
**COMP CLASSIC AS**

**5241-1**  
size run  
**35-49**  
color  
**Red/Black/White**  
binding  
NNN **Xcelerator**  
fit  
**dynamic**  
flex  
**soft**

- INJECTED CARBON
- NEW ALPINA SOLE
- 4DRY
- ANATOMIC FOOTBED
- NON PVC

**Thinsulate**  
INSULATION

Are you looking for a running thrill at a desired level of comfort? This boot is the perfect fit. The 4DRY system and non-PVC materials allow the foot to breathe while the Injected carbon cuff improves stability even on steeper terrain. Take on any challenge with additional support in the ankles. Maximum comfort is a guarantee.

**NOT AVAILABLE IN THE USA**

# RACING

STEP IT UP



## **NEW** RACING SKATE

**5324-1**  
size run  
**35-50**  
color  
**Black/Red/White**  
binding  
NNN **Xcelerator**  
fit  
**dynamic**  
flex  
**stiff**

- TPU
- TPU
- 45°
- NEW ALPINA SOLE
- 4DRY
- ANATOMIC FOOTBED
- Thinsulate INSULATION

Recreational runners who prioritize comfort over speed will find a suitable partner in the new RACING SKATE. It offers a more relaxed fit for the foot with plenty of functionality and support from the original hard flex Alpina sole, cuff and shell. So you can get the most out of your skis when speeding down the track.



## **NEW** RACING CLASSIC

**5323-1**  
size run  
**35-50**  
color  
**Black/Red/White**  
binding  
NNN **Xcelerator**  
fit  
**dynamic**  
flex  
**soft**

- TPU
- NEW ALPINA SOLE
- 4DRY
- ANATOMIC FOOTBED
- Thinsulate INSULATION

We fitted this boot with our newest development, the original Alpina sole, and installed it with the 4DRY breathable system. The inside lining is insulated with Thinsulate material that deters water and keeps the foot dry. If you are looking for comfort and performance, this boot is a necessary addition to your gear box.



## **NEW** RACING CLASSIC AS

**5325-1**  
size run  
**35-50**  
color  
**Black/Red/White**  
binding  
NNN **Xcelerator**  
fit  
**dynamic**  
flex  
**soft**

- TPU
- TPU
- NEW ALPINA SOLE
- 4DRY
- ANATOMIC FOOTBED
- Thinsulate INSULATION

Cut into the tracks with the new RACING CLASSIC AS. This boot is perfect for beginners that require more breathing room for their foot and additional support to prevent falling over. It's made from first-rate materials that ensure results without reducing comfort.

**NOT AVAILABLE IN THE USA**

# **NEW SOLE** *the perfect fit*

**HEEL CLEATS**  
ARE DESIGNED  
TO CORRECTLY  
AND SECURELY  
FASTEN THE BOOT  
TO THE BINDING.

**BEARING PLATE**  
ENSURES A  
SECURE MOUNT  
TO THE BINDING.  
IT'S COMPATIBLE  
WITH ALL XC  
BINDING SYSTEMS  
EXCEPT SNS AND  
BC BINDINGS.


**FRONT END CLEATS**  
ARE MADE FROM  
SOFTER MATERIALS  
TO PREVENT  
SLIPPING AND PROVIDE  
A BETTER GRIP  
WHEN WALKING.

A STIFFER PART OF  
THE SOLE, MADE FROM  
HARDER MATERIALS  
ENHANCES TORSIONAL  
STABILITY. IT ALSO  
ENSURES FLEXIBILITY  
WHERE AND WHEN  
NEEDED.

Introducing the new Alpina sole designed ergonomically to award effort with comfort. We made it the optimal fit for our anatomy driven lasts and any binding system currently in use. Feel the revolution at your feet.

# ACTION

ALL WIDE OPEN



## **NEW** ACTION SKATE

**5321-1K**  
size run  
**35-50**  
color  
**Black/Red/White**  
binding  
NNN **Xcelerator**  
fit  
**comfort**  
**flex**  
**stiff**

- TPU
- TPU
- NEW ALPINA SOLE
- PVC
- ANATOMIC FOOTBED
- Thinsulate INSULATION

Those who prefer more breathing room around their foot can find a happy home in the new ACTION SKATE. It comes with the latest feature - the ergonomic Alpina sole, made to fit our model perfectly. Wow, that's comfortable! Don't miss any of the action as you press on the ski. They will still respond with serious impact.



## **NEW** ACTION CLASSIC

**5320-1K**  
size run  
**35-50**  
color  
**Black/Red/White**  
binding  
NNN **Xcelerator**  
fit  
**comfort**  
**flex**  
**soft**

- TPU
- NEW ALPINA SOLE
- PVC
- ANATOMIC FOOTBED
- Thinsulate INSULATION

Get more from your running! The new model comes equipped with the original Alpina sole and anatomic footbed to improve your stance position and stability. Keep your feet warm with Thinsulate, a thermal insulation system, as you race through the cold outdoors.



## **NEW** ACTION CLASSIC AS

**5322-1K**  
size run  
**35-50**  
color  
**Black/Red/White**  
binding  
NNN **Xcelerator**  
fit  
**comfort**  
**flex**  
**soft**

- TPU
- TPU
- NEW ALPINA SOLE
- PVC
- ANATOMIC FOOTBED
- Thinsulate INSULATION

We recognize that running can be challenging. That's why we fitted the new model with additional support for the ankles. But we didn't stop there. It comes equipped with all of the features of the line - thermal insulation, the new Alpina sole, and an anatomic footbed. Achieve the best balance between design, comfort, and functionality in this one.

NOT AVAILABLE IN THE USA



**NEW**  
**ACTION SKATE EVE**

5579-1K  
size run  
35-42  
color  
Black/Blue/White  
binding  
NNN Xcelerator  
fit  
comfort  
flex  
stiff

- TPU
- TPU
- NNN T4
- PVC
- ANATOMIC FOOTBED
- WOMEN

Thinsulate  
INSULATION

EVE is explicitly designed to match the anatomy of a woman's foot, taking into account essential details and subtle differences. She comes with all the same features that assure the best tradeoff between comfort and performance. Now you're ready to conquer the tracks!



**NEW**  
**ACTION CLASSIC EVE**

5578-1K  
size run  
35-42  
color  
Black/Blue/White  
binding  
NNN Xcelerator  
fit  
comfort  
flex  
soft

- TPU
- NNN T4
- PVC
- ANATOMIC FOOTBED
- WOMEN

Thinsulate  
INSULATION

Improve your running experience with a bevy of essential features. Take advantage of the new Alpina sole that provides more comfort and stability in your stance position. All the while, keeping your foot warm even in the coldest conditions.



**NEW**  
**ACTION CLASSIC AS EVE**

5580-1K  
size run  
35-42  
color  
Black/Blue/White  
binding  
NNN Xcelerator  
fit  
comfort  
flex  
soft

- TPU
- TPU
- NNN T4
- PVC
- ANATOMIC FOOTBED
- WOMEN

Thinsulate  
INSULATION

The EVE AS comes additionally reinforced for extra ankle support. The anatomic footbed rests on top of the new Alpina sole to ensure maximum comfort as well as improve the stance position. We designed the EVE to match the anatomy of a woman's foot perfectly. And we thermally sealed it with Thinsulate for a warm feeling wherever or whenever.

NOT AVAILABLE IN THE USA

# TOURING

ALL WIDE OPEN



## **NEW**

### **T 40**

5211-2K  
size run  
**35-49**  
color  
**Black/White/Red**  
binding  
NNN Touring Auto  
fit  
comfort  
flex  
stiff

- TPU
- TPU
- NNN T3
- PVC
- ANATOMIC FOOTBED

**Thinsulate**  
INSULATION

You are a lover of the sport, but that doesn't mean you should settle for less. The T40 is one of the best amateur boots in the SKATING technique on the market. It offers ample support for the foot and ensures extreme comfort with its relaxed fit. We made it even more attractive! A real feel-good boot that will last a long time and look good doing it.



## **NEW**

### **T 30**

5207-2K  
size run  
**35-49**  
color  
**Black/White/Red**  
binding  
NNN Touring Auto  
fit  
comfort  
flex  
soft

- TPU
- TPU
- NNN T3
- PVC
- ANATOMIC FOOTBED

**Thinsulate**  
INSULATION

Like the T40, this boot is all about comfort. We equipped it with an anatomic footbed and with a more relaxed fit for the necessary breathing room for classic runners. Additional lateral stability comes with the new cuff! Give your feet the support they need as you race through the woods.



## **NEW**

### **T 15**

5208-2K  
size run  
**35-49**  
color  
**Black/White/Red**  
binding  
NNN Touring Auto  
fit  
comfort  
flex  
soft

- TPU
- NNN T3
- PVC
- ANATOMIC FOOTBED

**Thinsulate**  
INSULATION

Explore the snow-covered plains in the new T15. Whether you enjoy a leisurely run or like to put your foot down, this boot will ensure stability and smooth handling on the skis with no compromise to your comfort.



**NEW**  
**T 10**

**5004-4K**  
size run  
**35-50**  
color  
**Black/White/Red**  
binding  
NNN **Touring Auto**  
fit  
**comfort**  
**flex**  
**soft**

NNN T4  
NEOPRENE  
ANATOMIC  
FOOTBED  
**Thinsulate**  
INSULATION

Lace, zip, and go! Leave all worries behind as you maneuver around bends and escape into the unknown. The T10 is a comfortable companion for those who desire a boot with a relaxed fit and warm feeling that still offers plenty of functionality in all situations.



**NEW**  
**T 5 PLUS**

**50A8-3K**  
size run  
**35-50**  
color  
**Black/White/Red**  
binding  
NNN **Touring Auto**  
fit  
**comfort**  
**flex**  
**soft**

NNN T4  
PVC  
ANATOMIC  
FOOTBED  
**Thinsulate**  
INSULATION

If you are looking for something comfortable and affordable with a high level of functionality, the T5 is a perfect fit. Thinsulate insulation ensures up to twice better warmth retention and breathability while the anatomic footbed and NNN T4 ergonomic sole improve your stability in the stance position.

**NOT AVAILABLE IN THE USA**



**NEW**  
**T 5**

**5076-2K**  
size run  
**35-50**  
color  
**Black/White/Red**  
binding  
NNN **Touring Auto**  
fit  
**comfort**  
**flex**  
**soft**

NNN T4  
ANATOMIC  
FOOTBED  
**Thinsulate**  
INSULATION

Run in style. We wrapped all the old features in a new leaner and better fitting design. This boot behaves like a pro with twice the room and three times the comfort. An anatomic footbed sits on top of the ergonomic NNN T4 sole with a thermally insulated inside lining to keep the cold outside.

# TOURING

## EXPLORE



### **NEW**

#### **T 30 EVE**

5563-2K

size run

**35-42**

color

**Black/White**

binding

NNN **Touring Auto**

fit

**comfort**

**flex**

**soft**

TPU

TPU

NNN T3

PVC

ANATOMIC  
FOOTBED

WOMEN

**Thinsulate**  
INSULATION

Designed with comfort in mind, the T30 EVE is a perfect fit for any woman. This all-rounder comes equipped with features to enhance its functionality and ensure coziness. It has been designed to suit the anatomy of a woman's foot ensuring maximum comfort, and the durable materials will keep you going for a long, long time.



### **NEW**

#### **T 15 EVE**

5562-2K

size run

**35-42**

color

**Black/White**

binding

NNN **Touring Auto**

fit

**comfort**

**flex**

**soft**

TPU

NNN T3

PVC

ANATOMIC  
FOOTBED

WOMEN

**Thinsulate**  
INSULATION

This boot can take you anywhere. Through walks in tracks and across unbeaten paths. With its soft flex NNN T4 sole, it's more suited for those running in classic technique. It also comes equipped with an anatomic footbed and thermal insulation to keep the foot comfortable and dry.



**NEW**  
**T 10 EVE**

**5624-4K**  
size run  
**35-42**  
color  
**Black/White**  
binding  
NNN **Touring Auto**  
fit  
**comfort**  
**flex**  
**soft**

- NNN T4
- PVC
- ANATOMIC FOOTBED
- WOMEN

**Thinsulate**  
INSULATION

All women recreational skiers will enjoy the new T5 EVE. We designed it to fit a woman's foot like a glove, equipped it with a fully flexible NNN T4 sole and an anatomic footbed for the additional pinch of comfort. And with the new design, they look better than ever! Nothing left to do but explore.



**NEW**  
**T 5 PLUS EVE**

**56A2-5K**  
size run  
**35-42**  
color  
**Black/White**  
binding  
NNN **Touring Auto**  
fit  
**comfort**  
**flex**  
**soft**

- NNN T4
- PVC
- ANATOMIC FOOTBED
- WOMEN

**Thinsulate**  
INSULATION

A boot to keep you comfortable at all times. No matter how long you stay out there. It is fitted with an anatomic footbed on top of a soft flex sole for better stability and thermally insulated to keep the foot warm and dry. We built it to endure just about anything. So when the first snow falls, you know it is there waiting for you, ready to go.

**NOT AVAILABLE IN THE USA**



**NEW**  
**T 5 EVE**

**5518-3K**  
size run  
**35-50**  
color  
**Black/White**  
binding  
NNN **Touring Auto**  
fit  
**comfort**  
**flex**  
**soft**

- NNN T4
- PVC
- ANATOMIC FOOTBED
- WOMEN

**Thinsulate**  
INSULATION

Those looking for reliability and comfort will find a friend in the new T5 EVE. It comes well equipped for those solitary outings when you need to find time to yourself. We fitted it with an anatomic footbed and thermally lined it for extra warmth and coziness. But don't underestimate it. This boot still provides the necessary kick to take on any challenge.

# JUNIOR

PUSH AND PLAY



## ESK 2.0 JR

**5565-1**  
size run  
**35-42**  
color  
**Red/Black/White**  
binding  
NNN **NNN Xcelerator skate**  
fit  
**race junior**  
flex  
**stiff**

- Ⓟ INJECTED CARBON
- Ⓢ INJECTED CARBON
- ⊗ 45°
- Ⓢ ELASTIC INSERT
- Ⓢ ANATOMIC FOOTBED

**Thinsulate**  
INSULATION

What this boot lacks in size, it makes up in execution. We equipped it with 4DRY for better breathability, the original Alpina sole for stability and comfort, and injected it with carbon to make it featherlight yet hard as steel. When we say light, we mean it. This boot offers the best performance to weight ratio among kids' boots currently available. It's time you become the champion.



## ED 2.0 JR

**5566-1**  
size run  
**35-42**  
color  
**Red/Black/White**  
binding  
NNN **NNN Xcelerator classic**  
fit  
**race junior**  
flex  
**soft**

- Ⓟ INJECTED CARBON
- Ⓢ INJECTED CARBON
- ⊗ 45°
- Ⓢ ELASTIC INSERT
- Ⓢ ANATOMIC FOOTBED

**Thinsulate**  
INSULATION

Feel world-class performance at the tip of your toes. The new ED 2.0 JR is lighter than ever! In fact, twenty percent lighter than its predecessor. That is because we made it with injected carbon which increases durability and decreases weight. Greatness starts at a young age; don't miss it.



## ECL 2.0 JR

**5567-1**  
size run  
**33-42**  
color  
**Red/Black/White**  
binding  
NNN **NNN Xcelerator classic**  
fit  
**race junior**  
flex  
**soft**

- Ⓟ INJECTED CARBON
- Ⓢ ELASTIC INSERT
- Ⓢ ANATOMIC FOOTBED

**Thinsulate**  
INSULATION

They say greatness doesn't come lightly. Well, we put those words to the test and made the new ECL 2.0 JR. It's amazingly light. We injected its heel counter with carbon and fitted it with an anatomic footbed for that additional layer of comfort. It also comes with breathable 4DRY lining and thermal insulation — the impossible boot for your now possible results.



## T KID

**5960-1K**  
size run  
**25-38**  
color  
**Black/Red/White**  
binding  
NNN **Start**  
fit  
**comfort junior**  
flex  
**soft**

NNN T4 JR  
**4DRY**  
ANATOMIC  
FOOTBED  
*Thinsulate*  
INSULATION

T KID is the ideal boot for younger feet. It was designed with special care to match the anatomy of children's feet perfectly. Mainly focused on comfort, this guy doesn't fall short in ski control or keeping a steady position.



## TJ

**5959-1K**  
size run  
**25-38**  
color  
**Black/Red/White**  
binding  
NNN **Start**  
fit  
**comfort junior**  
flex  
**soft**

NNN T4 JR  
**4DRY**  
ANATOMIC  
FOOTBED  
*Thinsulate*  
INSULATION

With TJ kid's boot running becomes a joy. With its anatomic footbed, it will ensure comfort and stability while Thinsulate will always keep your foot dry and warm so you can feel cozy and handle your skis better as you take those first steps.



## **NEW** RACING CLASSIC AS JR

**5977-1**  
size run  
**33-42**  
color  
**Black/Red/White**  
binding  
NNN **Xcelerator**  
fit  
**dynamic**  
flex  
**soft**

TPU  
TPU  
NEW  
ALPINA SOLE  
**4DRY**  
ANATOMIC  
FOOTBED  
*Thinsulate*  
INSULATION

Faster doesn't mean you have to break the bank. This boot is stiffer, with a tighter fit, and comes with additional ankle support. The revolutionary Alpina sole fits like a glove, offering better initial stance stability and added comfort. Then there is the 4DRY system to keep your feet breathing and safe from moisture, and an anatomic footbed, and more. Grab a head start and take more control!

# JUNIOR

PUSH AND PLAY



## **NEW** T 10 JR

**5944-4K**  
size run  
**25-38**  
color  
**Black/White/Red**  
binding  
NNN **Start**  
fit  
**comfort**  
flex  
**soft**

NNN T4 JR  
NEOPREN  
ANATOMIC  
FOOTBED  
*Thinsulate*  
INSULATION

The fun starts here! And it comes with all the comfort in the world. A relaxed fit that is adjusted for the children's foot, thermal insulation, and soft flex NNN T4 sole form a boot that will make even the serious runner's hair stand up.

**NOT AVAILABLE IN THE USA**



## **NEW** T 5 PLUS JR

**5956-6K**  
size run  
**25-38**  
color  
**Black/White/Red**  
binding  
NNN **Start**  
fit  
**comfort**  
flex  
**soft**

NNN T4  
PVC  
ANATOMIC  
FOOTBED  
*Thinsulate*  
INSULATION

The days of uncomfortable skiing are gone! Say hello to the new T5 PLUS JR running boot. We made it especially for those first steps towards discovering this beautiful sport. It is thermally insulated to keep the foot warm at all times and fitted with an anatomic footbed to smoothly run over the bumps.

**NOT AVAILABLE IN THE USA**



## **NEW** T 5 JR

**5933-2K**  
size run  
**25-38**  
color  
**Black/White/Red**  
binding  
NNN **Start**  
fit  
**comfort**  
flex  
**soft**

NNN T4  
PVC  
ANATOMIC  
FOOTBED  
*Thinsulate*  
INSULATION

Kid's boot that is just waiting to be taken on an epic adventure. Run in a comfortable embrace on an anatomic footbed and let the warmth charge your every step. Do it all with delight, controlling your skis every movement and maintaining stability. It's a simple boot for pure fun!

Alpina's BackCountry Alaska Heat features the exclusive **InTemp** control system, a fully integrated heating system designed to keep your feet warm and comfortable, all day (and all night), no matter the weather. It's smart, easy to use and highly effective. Feet are optimally warmed, and charging the fully integrated system is surprisingly simple. Stay on the right track, with InTemp.



**SKI STRONG  
STAY WARM**



**ALASKA HEAT**

# BACKCOUNTRY

## GREAT ESCAPES



### ALASKA

5006-2

size run

36-47

color

Red/Black

binding

NNN BC

fit

comfort

flex

medium



NNN BC



NATURAL LEATHER



ANATOMIC  
FOOTBED

Thinsulate  
INSULATION

ALPITEX  
CHECKERBOARD

Escape into the unknown and become one with nature. The new Alaska boots come equipped with the medium flex NNN BC sole and dressed in natural leather. They look good and feel good. Comfort is at the heart of this boot. The anatomic footbed ensures stability and coziness, and Alpitex keeps water out.



### ALASKA 75

5008-2

size run

36-47

color

Red/Black

binding

75 mm binding

fit

comfort

flex

medium



75 MM VIBRAM



NATURAL LEATHER



ANATOMIC  
FOOTBED

Thinsulate  
INSULATION

ALPITEX  
CHECKERBOARD

Like its sibling, the Alaska 75 is a perfect fit for the lovers of the sport. They will find comfort in the anatomic footbed, Thinsulate thermal insulation, and the use of natural materials. It's one strong and durable piece of sports equipment too. It is made to last. We fitted it on a 75 mm Vibram sole for a better grip and better transfer of power.



### ALASKA HEAT

5171-1

size run

40-47

color

Red/Black

binding

NNN BC

fit

comfort

flex

medium



NNN BC



NATURAL LEATHER



ANATOMIC  
FOOTBED

Thinsulate  
INSULATION

ALPITEX  
CHECKERBOARD



This boot will melt the season's snow away. Not really, but it's amazingly warm. We made it with premium comfort in mind. The footbed is anatomically built upon a stiffer NNN BC ergonomic sole for better stability and a stronger grip on any surface. Push the button, adjust the temperature to your liking, and ride away from the cold days of yesterday.



## **BC 1600**

**5183-1**  
 size run  
**35-49**  
 color  
**Black**  
 binding  
**NNN BC**  
 fit  
**comfort**  
 flex  
**medium**

 **NNN BC**  
 **NATURAL LEATHER**  
 **ANATOMIC FOOTBED**  
 **Thinsulate**  
INSULATION

Discover new paths and leave your tracks behind. If you are looking for a new discovering partner, the BC 1600 is for you. An affordable price and expert craftsmanship merge in this comfortable boot. We equipped it with an anatomic footbed for maximum stability, Thinsulate to keep you warm, and set it all on top of the medium flex, hard and comfortable NNN BC sole.

**NOT AVAILABLE IN THE USA**



## **MONTANA**

**5009-1**  
 size run  
**35-49**  
 color  
**Black/Tan**  
 binding  
**NNN BC**  
 fit  
**comfort**  
 flex  
**medium**

 **NNN BC**  
 **ANATOMIC FOOTBED**  
 **Thinsulate**  
INSULATION

Montana is a comfortable performer on the outdoor tracks. We fitted it with a medium flex NNN BC sole, an anatomic footbed, and insulated it with Thinsulate. Surely a great addition to any BC enthusiast.



## **MONTANA 75**

**5302-1**  
 size run  
**35-49**  
 color  
**Black/Tan**  
 binding  
**75 mm binding**  
 fit  
**comfort**  
 flex  
**medium**

 **VIBRAM 75 MM**  
 **ANATOMIC FOOTBED**  
 **Thinsulate**  
INSULATION

Montana is a comfortable performer on the outdoor tracks. We fitted it with a medium flex Vibram 75 mm sole, an anatomic footbed, and insulated it with Thinsulate. Surely a great addition to any BC enthusiast.

# BACKCOUNTRY

GREAT ESCAPES



## WYOMING

**5119-1**

size run

**35-49**

color

**Red/Black**

binding

**NNN BC**

fit

**comfort**

flex

**medium**



NNN BC



NATURAL LEATHER



ANATOMIC  
FOOTBED

*Thinsulate*  
INSULATION

This is a simple boot for simple pleasures. We appreciate your love of the sport and understand the demand for a fast and uncomplicated solution. That is why we made the Wyoming. An easy, no fuss, no empty promises kind of footwear. It's made to fit and perform comfortably, day in and day out.



## MONTANA EVE

**5550-1**

size run

**35-42**

color

**Black/Tan**

binding

**NNN BC**

fit

**comfort**

flex

**medium**



NNN BC



PVC



ANATOMIC  
FOOTBED



WOMEN

*Thinsulate*  
INSULATION

This boot's home is outdoors. It performs best when uncovering new paths and tracks. We designed it to fit the anatomy of women's foot perfectly and featured it with an anatomic footbed, thermal insulation, and a comfortable, stable medium flex NNN BC sole.





## OUTLANDER

**5170-1**

size run

**36-49**

color

**Black/Red**

binding

NNN **BC**

fit

**comfort**

**flex**

**medium**

TPU

TPU

NNN BC

NEOPRENE

ANATOMIC  
FOOTBED

*Thinsulate*  
INSULATION

**ALPITEX**  
FOOTBED

The name says it all. The Outlander is built to discover. The TPU cuffing and heel counter provide better stability and improved stance position, while the anatomic footbed ensures comfort even in the harshest conditions. It's water-resistant too, keeping your foot dry at all times. Become an outlander yourself.



## BC 1550

**5253-1**

size run

**36-49**

color

**Charcoal/Silver**

binding

NNN **BC**

fit

**comfort**

**flex**

**medium**

TPU

TPU

NNN BC

PVC

ANATOMIC  
FOOTBED

*Thinsulate*  
INSULATION

Freedom awaits just around the corner. Discover it with the updated BC 1550 ski boot, now even more comfortable and better fitting. We reinforced it with a TPU cuff and heel counter for increased stability and thermally sealed it so you can be the one to escape, not the warmth.



## BC 1575

**5256-1**

size run

**36-48**

color

**Charcoal/Silver**

binding

NNN **BC**

fit

**comfort**

**flex**

**medium**

TPU

TPU

NNN BC

75 MM VIBRAM

ANATOMIC  
FOOTBED

*Thinsulate*  
INSULATION

This boot is a pleasant ride for your soul and foot alike. Trust the ergonomic NNN BC sole to take you where you need to go comfortably and without drama. The cuff and heel counter offer maximum support when you need to press down and skate, while the inside of the boot stays warm in the harshest conditions.

# BACKCOUNTRY

## GREAT ESCAPES



### OUTLANDER EVE

**5549-1**  
size run  
**35-42**  
color  
**Black/Blue**  
binding  
NNN **BC**  
fit  
**comfort**  
flex  
**medium**

- TPU COMBI
- TPU
- NNN BC
- PVC
- ANATOMIC FOOTBED
- WOMEN

**Thinsulate**  
INSULATION  
**ALPITEX**

We designed the last to fit the anatomy of a woman's foot perfectly, and then we created this boot. We made the interior comfortable, cozy, and warm, lining it with the Alpitex membrane and insulating it with Thinsulate. The boot rests on top of an NNN BC sole, reinforced with TPU cuffing and heel counter. Lace up, it's ready to explore.



### BC 1550 EVE

**5667-2**  
size run  
**35-42**  
color  
**Blue/Silver**  
binding  
NNN **BC**  
fit  
**comfort**  
flex  
**medium**

- TPU COMBI
- TPU
- NNN BC
- PVC
- ANATOMIC FOOTBED
- WOMEN

**Thinsulate**  
INSULATION

Clear your head in the cold winter air. Complete your calming trips with the new BC 1550 EVE. It comes thermally insulated with Thinsulate, firm and supported with TPU cuff and heel counter, and equipped with an anatomic footbed.



### SNOWFIELD

**5022-2K**  
size run  
**36-49**  
color  
**Black/Red**  
binding  
NNN **BC**  
fit  
**comfort**  
flex  
**medium**

- TPU
- NNN BC
- PVC
- ANATOMIC FOOTBED

**Thinsulate**  
INSULATION

Challenge the snow with the Snowfield boot. It comes in a stylish black and red color combination with TPU cuff and NNN BC ergonomic sole for comfort and stability. We also insulated it with Thinsulate and fitted an even better-fitting anatomic footbed to keep your feet well-rested when cruising through the fields.

# OVERBOOTS



## OVERBOOT RACING ELITE

5103-1K  
size run  
**35-48**  
color  
Red/Black



## OVERBOOT TOURING

50B4-1K, 50B4-2K\*  
size run  
**35-48**  
color  
Red/Black, Black



## OVERBOOT TOURING JR

59A3-1K  
size run  
**25-38**  
color  
Black


# WINTER TREKKING

THE WINTER VOYAGER



## EWT 3.0

6792-7K  
size run  
**36-48**  
color  
Black/White

 EVA/RUBBER

 4DRY

 ANATOMIC  
FOOTBED

*Thinsulate*  
INSULATION

# ROLLERSKI BOOTS

ROLL WITH IT



## ECL SUMMER 2.0

**5096-1**

size run

**35-50**

color

**Red/Black/White**

binding

NNN **Xcelerator classic**

fit

**race**

flex

**soft**

 XCELERATOR

 TPU

 ANATOMIC  
FOOTBED

When Winter comes, you'll be ready. Bring your A-game every day with the new ECL SUMMER 2.0 performance boot. We equipped it with the NNN XCELERATOR soft flex sole for better stability and optimal transfer of energy to the skates. We also added an anatomic footbed to make the hard work a comfortable experience.



## ESK SUMMER 2.0

**5095-2**

size run

**35-50**

color

**Red/Black/White**

binding

NNN **Xcelerator skate**

fit


**race**

flex

**stiff**

 CARBON

 CARBON + TPU

 NNN XCELERATOR

 45°

 ANATOMIC  
FOOTBED

This boot is a straight winner! It's equipped to conquer the lanes - carbon fibre cuffs and heel counter with an anatomic footbed and NNN XCELERATOR hard flex sole. Better stability and improved transfer of power produce winning outcomes.





### **RCL SUMMER**

**5200-1K**  
size run  
**36-48**  
color  
**Black/Red/White**  
binding  
NNN **Xcelerator classic**  
fit  
**comfort**  
flex  
**soft**

-  TPU
-  NNN R3 PU
-  ANATOMIC FOOTBED

You can't keep away from adventure, can you? Now you don't have to with the RCL SUMMER. No matter how hot it gets, this guy will hold a comfortable grasp on your foot and keep you running in style for as long your legs will carry you.



### **RCO SUMMER**

**5201-1K**  
size run  
**36-50**  
color  
**Black/Red/White**  
binding  
NNN **Xcelerator skate**  
fit  
**comfort**  
flex  
**soft**




-  TPU COMBI
-  TPU
-  NNN R3 PU
-  ANATOMIC FOOTBED

The snow melted away, but you want to keep going. We designed the RCO SUMMER for those summer runners that don't limit themselves to one technique. We fitted it with the NNN R3 PU soft flex sole and an anatomic footbed that provide stability and comfort. This boot also comes with a TPU cuffing for additional ankle support when you decide to switch it up.



### **RSK SUMMER**

**5033-1K**  
size run  
**36-48**  
color  
**Black/Red/White**  
binding  
NNN **Xcelerator classic**  
fit  
**comfort**  
flex  
**stiff**

-  TPU SKATE
-  TPU
-  NNN R3 PU
-  ANATOMIC FOOTBED

This boot is an ideal partner for those skiing in the SKATE technique. It comes equipped with SKATE cuffing and heel counter, both created with TPU for improved stance position and reliable transfer of energy. It's a good price-performance boot, ensuring some good skating at a desirable level of comfort.

# SPECIFICATIONS

## ELITE 3.0

SKIER TYPE:  
ELITE RACING



CODE	>	5300-1; 5300-7*	5301-1; 5301-7*	5315-1, 5315-7*	5316-1, 5316-7*	5317-1; 5317-7*
MODEL	>	ELITE 3.0 SKATE	ELITE 3.0 CLASSIC	ELITE 3.0 DUATHLON	ELITE 3.0 CLASSIC AS	ELITE 3.0 CLASSIC DP
SIZE	>	35-50; 35 1/2-49 1/2*	35-50; 35 1/2-49 1/2*	35-50; 35 1/2-49 1/2*	36-47; 36.5-46.5	35-50; 35 1/2-49 1/2*
FIT		RACE	RACE	RACE	RACE	RACE
FLEX		STIFF	SOFT	SOFT	SOFT	SOFT
CUFF		FULL CARBON CUFF	FULL CARBON CUFF	FULL CARBON CUFF		
HEEL COUNTER		ACTIVE EDGE CARBON WITH SSR SKATE SOLE	ACTIVE EDGE CARBON WITH SSR CLASSIC SOLE	ACTIVE EDGE CARBON WITH SSR SKATE SOLE	ACTIVE EDGE CARBON WITH SSR CLASSIC SOLE	ACTIVE EDGE CARBON WITH SSR SKATE SOLE
LACING		45° LACING SYSTEM	45° LACING SYSTEM			
		ANATOMIC FOOTBED	ANATOMIC FOOTBED	ANATOMIC FOOTBED	ANATOMIC FOOTBED	ANATOMIC FOOTBED
GAITER		4DRY TEXTILE	4DRY TEXTILE	4DRY TEXTILE	4DRY TEXTILE	4DRY TEXTILE
MATERIALS		NON-PVC	NON-PVC	NON-PVC	NON-PVC	NON-PVC

## PRO

SKIER TYPE:  
ELITE RACING



CODE	>	5228-1, 5228-7*	5230-1, 5230-7*	5321-1, 5321-7*	5316-1, 5316-7*	5318-1, 5318-7*
MODEL	>	PRO SKATE	PRO CLASSIC	PRO DUATHLON	PRO CLASSIC AS	PRO CLASSIC DP
SIZE	>	35-50; 35 1/2-49 1/2*	35-50; 35 1/2-49 1/2*	35-50; 35 1/2-49 1/2*	35-50; 35 1/2-49 1/2*	35-50; 35 1/2-49 1/2*
FIT		RACE	RACE	RACE	RACE	RACE
FLEX		STIFF	SOFT	SOFT	SOFT	STIFF
CUFF		CARBON CUFF		CARBON CUFF		
HEEL COUNTER		CARBON	CARBON	CARBON	CARBON	CARBON
SOLE		NEW ALPINA SOLE	NEW ALPINA SOLE	NEW ALPINA SOLE	NEW ALPINA SOLE	NEW ALPINA SOLE
		ANATOMIC FOOTBED	ANATOMIC FOOTBED	ANATOMIC FOOTBED	ANATOMIC FOOTBED	ANATOMIC FOOTBED
GAITER		4DRY TEXTILE	4DRY TEXTILE	4DRY TEXTILE	4DRY TEXTILE	4DRY TEXTILE
MATERIALS		NON-PVC	NON-PVC	NON-PVC	NON-PVC	NON-PVC

### COMPETITION

SKIER TYPE:  
RACING



**5240-1**



**5242-1**



**5241-1**

CODE	>			
MODEL	>	COMP SKATE	COMP CLASSIC	COMP CLASSIC AS
SIZE	>	35-49	35-49	35-49
FIT		DYNAMIC	DYNAMIC	DYNAMIC
FLEX		STIFF	SOFT	SOFT
CUFF		INJECTED CARBON		
HEEL COUNTER		INJECTED CARBON	INJECTED CARBON	INJECTED CARBON
LACING		45° LACING SYSTEM		
SOLE		NEW ALPINA SOLE	NEW ALPINA SOLE	NEW ALPINA SOLE
		ANATOMIC FOOTBED	ANATOMIC FOOTBED	ANATOMIC FOOTBED
GAITER		4DRY TEXTILE	4DRY TEXTILE	4DRY TEXTILE
MATERIALS		NON-PVC	NON-PVC	NON-PVC
		THINSULATE	THINSULATE	THINSULATE

### RACING

SKIER TYPE:  
RACING



**5324-1**



**5323-1**



**5325-1**

CODE	>			
MODEL	>	RACING SKATE	RACING CLASSIC	RACING CLASSIC AS
SIZE	>	35-50	35-50	35-50
FIT		DYNAMIC	DYNAMIC	DYNAMIC
FLEX		STIFF	SOFT	SOFT
CUFF		TPU		
HEEL COUNTER		TPU	TPU	TPU
LACING		45° LACING SYSTEM		
SOLE		NEW ALPINA SOLE	NEW ALPINA SOLE	NEW ALPINA SOLE
		ANATOMIC FOOTBED	ANATOMIC FOOTBED	ANATOMIC FOOTBED
GAITER		4DRY TEXTILE	4DRY TEXTILE	4DRY TEXTILE
MATERIALS		THINSULATE	THINSULATE	THINSULATE

# SPECIFICATIONS

## ACTION

SKIER TYPE:  
RECREATIONAL



<b>CODE</b>	>	<b>5321-1K</b>	<b>5320-1K</b>	<b>5322-1K</b>	<b>5579-1K</b>	<b>5578-1K</b>	<b>5977-1K</b>
<b>MODEL</b>	>	<b>ACTION SKATE</b>	<b>ACTION CLASSIC</b>	<b>ACTION CLASSIC AS</b>	<b>ACTION SKATE EVE</b>	<b>ACTION CLASSIC EVE</b>	<b>ACTION CLASSIC AS EVE</b>
<b>SIZE</b>	>	35-50	35-50	35-50	35-42	35-42	35-42
<b>FIT</b>		COMFORT	COMFORT	COMFORT	COMFORT	COMFORT	COMFORT
<b>FLEX</b>		STIFF	SOFT	SOFT	STIFF	SOFT	SOFT
<b>CUFF</b>		TPU		TPU	TPU		TPU
<b>HEEL COUNTER</b>		TPU	TPU	TPU	TPU	TPU	TPU
<b>SOLE</b>		NNN T3	NNN T3	NNN TOURING AUTO	NNN T4	NNN T4	NNN T4
		ANATOMIC FOOTBED	ANATOMIC FOOTBED	ANATOMIC FOOTBED	ANATOMIC FOOTBED	ANATOMIC FOOTBED	ANATOMIC FOOTBED
<b>MATERIALS</b>		PVC	PVC	PVC	PVC	PVC	PVC
		THINSULATE	THINSULATE	THINSULATE	THINSULATE	THINSULATE	THINSULATE
					WOMEN	WOMEN	WOMEN

## TOURING

SKIER TYPE:  
TOURING



<b>CODE</b>	>	<b>5211-2K</b>	<b>5207-2K</b>	<b>5208-2K</b>	<b>5004-4K</b>	<b>50A8-3K</b>
<b>MODEL</b>	>	<b>T 40</b>	<b>T 30</b>	<b>T 15</b>	<b>T 10</b>	<b>T 5 PLUS</b>
<b>SIZE</b>	>	35-49	35-49	35-50	35-50	35-50
<b>FIT</b>		COMFORT	COMFORT	COMFORT	COMFORT	COMFORT
<b>FLEX</b>		STIFF	SOFT	SOFT	SOFT	SOFT
<b>CUFF</b>		TPU	TPU			
<b>HEEL COUNTER</b>		TPU	TPU	TPU		
<b>SOLE</b>		NNN T3	NNN T3	NNN T3	NNN T4	NNN T4
		ANATOMIC FOOTBED	ANATOMIC FOOTBED	ANATOMIC FOOTBED	ANATOMIC FOOTBED	ANATOMIC FOOTBED
<b>MATERIALS</b>		PVC	PVC	PVC	PVC	PVC
		THINSULATE	THINSULATE	THINSULATE	THINSULATE	THINSULATE

**SKIER TYPE:**  
TOURING



**JUNIOR**  
SKIER TYPE:  
JUNIOR RACING

[illegible]

# SPECIFICATIONS

## BACKCOUNTRY

SKIER TYPE:  
BACKCOUNTRY



CODE	>	5006-2	5008-2	5171-1	5183-1	5009-1	5302-1
MODEL	>	ALASKA	ALASKA 75	ALASKA HEAT	BC 1600	MONTANA	MONTANA 75
SIZE	>	36-47	36-47	40-47	35-49	35-49	35-49
FIT		COMFORT	COMFORT	COMFORT	COMFORT	COMFORT	COMFORT
FLEX		MEDIUM	MEDIUM	MEDIUM	MEDIUM	MEDIUM	MEDIUM
SOLE		NNN BC	75 MM VIBRAM	NNN BC	NNN BC	NNN BC	VIBRAM 75 MM
		ANATOMIC FOOTBED	ANATOMIC FOOTBED	ANATOMIC FOOTBED	ANATOMIC FOOTBED	ANATOMIC FOOTBED	ANATOMIC FOOTBED
MATERIALS		NATURAL LEATHER	NATURAL LEATHER	NATURAL LEATHER	NATURAL LEATHER	PVC	PVC
		THINSULATE	THINSULATE	THINSULATE	THINSULATE	THINSULATE	THINSULATE
		ALPITEX	ALPITEX	ALPITEX			
				INTEMP			

## BACKCOUNTRY

SKIER TYPE:  
BACKCOUNTRY



CODE	>	5119-1	5550-1	5170-1	5253-1	5256-1
MODEL	>	WYOMING	MOTANA EVE	OUTLANDER	BC 1550	BC 1575
SIZE	>	35-49	35-42	36-49	36-49	36-48
FIT		COMFORT	COMFORT	COMFORT	COMFORT	COMFORT
FLEX		MEDIUM	MEDIUM	MEDIUM	MEDIUM	MEDIUM
CUFF				TPU	TPU	TPU
HEEL COUNTER				TPU	TPU	TPU
SOLE		NNN BC	75 MM VIBRAM	NNN BC	NNN BC	75 MM VIBRAM
		ANATOMIC FOOTBED	ANATOMIC FOOTBED	ANATOMIC FOOTBED	ANATOMIC FOOTBED	ANATOMIC FOOTBED
MATERIALS		NATURAL LEATHER	PVC	PVC	PVC	PVC
		THINSULATE	THINSULATE	THINSULATE	THINSULATE	THINSULATE
				ALPITEX		
			WOMEN			

## BACKCOUNTRY

SKIER TYPE:  
BACKCOUNTRY



**5549-1**



**5667-2**



**5022-2K**



**5549-1**

CODE	>	<b>5549-1</b>	<b>5667-2</b>	<b>5022-2K</b>	<b>5549-1</b>
MODEL	>	<b>OUTLANDER EVE</b>	<b>BC 1550 EVE</b>	<b>SNOWFIELD</b>	<b>EWT</b>
SIZE	>	35-42	35-42	36-49	36-48
FIT		COMFORT	COMFORT	COMFORT	COMFORT
FLEX		MEDIUM	MEDIUM	MEDIUM	SOFT
CUFF		TPU COMBI		TPU	
HEEL COUNTER		TPU		TPU	
SOLE		NNN BC	75 MM VIBRAM	NNN BC	EVA/RUBBER
		ANATOMIC FOOTBED	ANATOMIC FOOTBED	ANATOMIC FOOTBED	ANATOMIC FOOTBED
MATERIALS		PVC	PVC	PVC	4DRY
		THINSULATE	THINSULATE	THINSULATE	THINSULATE
		ALPITEX		ALPITEX	
		WOMEN	WOMEN		

## ROLLERSKI

SKIER TYPE:  
ELITE RACING, SPORT



**5096-1**



**5095-2**



**5200-1K**



**5201-1K**



**5033-1K**

CODE	>	<b>5096-1</b>	<b>5095-2</b>	<b>5200-1K</b>	<b>5201-1K</b>	<b>5033-1K</b>
MODEL	>	<b>EOL SUMMER 2.0</b>	<b>ESK SUMMER 2.0</b>	<b>RCL SUMMER</b>	<b>RCO SUMMER</b>	<b>RSK SUMMER</b>
SIZE	>	35-50	35-50	36-48	36-50	36-48
FIT		RACE	RACE	COMFORT	COMFORT	COMFORT
FLEX		SOFT	STIFF	SOFT	SOFT	STIFF
CUFF		TPU	TPU		TPU COMBI	TPU SKATE
HEEL COUNTER		TPU	CARBON + TPU	TPU	TPU	TPU
SOLE		ANATOMIC FOOTBED	ANATOMIC FOOTBED	ANATOMIC FOOTBED	ANATOMIC FOOTBED	ANATOMIC FOOTBED
LACING			45° LACING SYSTEM			
		NNN XCELERATOR	NNN XCELERATOR	NNN R3 PU	NNN R3 PU	NNN R3 PU



# SKIS + POLES

## SKIS

### FEATURES

#### ULTRA LIGHT WOOD CORE

A laminated high quality wood core with air channels saves weight, increases durability, and improves pressure distribution

#### ULTRA LIGHT WOOD CORE EDGE

Wood core with all the characteristics of the ultra-light wood core designed to ideally suit steel edge skis

#### SS810 PE BASE

PE base material ideally suited to the Solite pattern for superior waxless performance

#### HM GRAPHITE BASE

Graphite base with high molecular weight contains wax-based additives ensuring good glide. This base requires regular application of glide wax; ideally every day you ski

#### PE BASE

Developed to suit the needs of occasional skiers requiring little to no maintenance

#### MULTIGRIP EMBOSSED BASE

A combination of various grip technologies for efficient power transfer and optimum glide

#### SOLLTE GRIP BASE

Developed for better climbing and gliding in all snow conditions and ideally suited to backcountry skis

#### SKIN TECH BASE

Made of 65% mohair and 35% nylon Alpina's Skin Tech base delivers the perfect balance of glide and grip in virtually all conditions. No special maintenance is required and skin segments are easily exchangeable.

#### STEEL EDGE

Steel edges significantly extend the ski life and greatly increase control in icy and ungroomed conditions especially when descending.

## POLES

### FEATURES

#### XC COMFORT STRAP

New -- Biathlon style, easy adjustable loop.

#### TEXTILE STRAP

Strong adjustable strap delivers comfort and weight distribution around the wrist.

#### CORK GRIP

Ergonomic natural cork grip for warmth and feel.

#### PE GRIP

Dual material ergonomic grip with soft foam for greater warmth.

#### ALUMINUM 7075

Our shafts, made of aircraft quality Aluminum alloy 7075 are strengthened and tempered, for maximum quality, and lasting durability.

#### ALUMINUM 5083

Our shafts made with Aluminum alloy 5083 are made in Italy and each tube is checked by our exacting robots and our technicians to ensure the highest quality

#### XC CARBIDE TIP

Carbide tip for lasting performance

#### STEEL TIP

Steel tip for value and durability

#### XC TOURING BASKET

Good support and grip both on and off track

#### XC BC BASKET

Greater surface area for deeper softer snow conditions and a carbide tip for durability and grip when its icy

# ACTION AND TOURING

**SM 5541, SM 5551\***  
**ENERGY WAX NIS PM TA/**  
**ENERGY NONWAX NIS PM TA\***

sidecut 54-48-52  
lengths (cm) 180,185,190,195,200  
construction CAP  
core ULTRA LITE WOOD CORE  
base PE BASE  
MULTIGRIP EMBOSSED BASE\*

**SM 5521, S 5531\***  
**FRONTIER WAX**  
**NIS PM TA/**  
**FRONTIER NONWAX**  
**NIS PM TA\***

sidecut 50-45-48  
lengths (cm) 158,166,174,182  
construction CAP  
core ULTRA LIGHT WOOD CORE  
base PE BASE  
MULTIGRIP EMBOSSED BASE\*

**SM 5511**  
**FRONTIER S NIS PM**


sidecut 50-45-48  
lengths (cm) 158,166,174,182  
construction CAP  
core ULTRA LIGHT WOOD CORE  
base SKIN TECH BASE  
HM GRAPHITE BASE

**SM 5561, 5571\***  
**ENERGY JR. WAX**  
**NIS PM START/**  
**ENERGY JR. NONWAX**  
**NIS PM START\***

sidecut 54-48-52  
lengths (cm) 100,110,120,130,140,150,160  
construction CAP  
core ULTRA LITE WOOD CORE  
base PE BASE  
MULTIGRIP EMBOSSED BASE\*

**PA 3011, 3021\***  
**ST/**  
**ST JR.\***

Length 120-160 CM  
Length\* 90-115 CM  
Tube AL 5083  
Ø 16 MM  
Basket TOURING  
Tip STEEL  
Grip PE  
Glove\* TEXTILE STRAP



**T 10**  
TOURING



**T 10 EVE**  
TOURING



**T5**  
TOURING



**T KID**  
JUNIOR

## ACTION AND TOURING

### SM 5181 CONTROL 60 N/W NIS PM TA

sidecut	60-50-55
lengths (cm)	170,180,190,200
construction	CAP
core	ULTRA LITE WOOD CORE
base	MULTIGRIP EMBOSSED BASE
steel edge	PE BASE
binding	NO NNN TOURING AUTO

### PA 3051 ST PLUS W

Length	120-160 CM
Tube	AL 5083
Ø	16 MM
Basket	TOURING
Tip	STEEL
Grip	CORK
Glove	TEXTILE STRAP

### PA 3061 XT

Length	120-160 CM
Tube	AL 5083
Ø	16 MM
Basket	BACKCOUNTRY
Tip	STEEL
Grip	CORK
Glove	XC COMFORT ALPINA



T30, T30 EVE  
TOURING

### NNN TOURING AUTO



### SM 5191, SM5281\* CONTROL 64 W N/W NIS PM TA/ CONTROL 64 N/W NIS PM TA\*

sidecut	64-52-60
lengths (cm)	165, 175,185,195
construction	CAP
core	ULTRA LITE WOOD CORE
base	MULTIGRIP EMBOSSED BASE
steel edge	PE BASE
binding	NO NNN TOURING AUTO

### SM 5211, SM 5461\* CONTROL 64 EDGE N/W PM TA CONTROL 64 S PM TA\*

sidecut	64-52-60
lengths (cm)	165,175,185,195
construction	CAP
core	ULTRA LITE WOOD CORE
base	MULTIGRIP EMBOSSED BASE
steel edge	YES
binding	NNN TOURING AUTO SKIN TECH BASE*

### PA 3041 ST PLUS

Length	120-160 CM
Tube	AL 5083
Ø	16 MM
Basket	TOURING
Tip	STEEL
Grip	CORK
Glove	TEXTILE STRAP



### PA 3031 ST SNOWFLAKE

Length	120-160 CM
Tube	AL 5083
Ø	16 MM
Basket	BACKCOUNTRY
Tip	STEEL
Grip	PE
Glove*	TEXTILE STRAP

## DISCOVERY – BACKCOUNTRY

### SM 5221, SM 5271\* DISCOVERY 68

sidecut	68-60-65
lengths (cm)	160,170,180,190
construction	CAP
core	ULTRA LITE WOOD CORE
base	SOLLTE BASE SS810 GRIP BASE
steel edge	YES
binding	NNN BC AUTO

### SM 5231 DISCOVERY 68 W

sidecut	68-60-65
lengths (cm)	160, 170,180,190
construction	CAP
core	ULTRA LITE WOOD CORE
base	SOLLTE BASE SS810 GRIP BASE
steel edge	YES
binding	NNN BC AUTO

### PA 3061 XT

Length	120–160 CM
Tube	AL 5083
Ø	16 MM
Basket	BACKCOUNTRY
Tip	STEEL
Grip	CORK
Glove	XC COMFORT A

### SM 5241 DISCOVERY 80

sidecut	80-58-69
lengths (cm)	175,186,197,208
construction	CAP
core	ULTRA LITE WOOD CORE
base	SOLLTE BASE SS810 GRIP BASE
steel edge	YES
binding	NNN BC AUTO

### SM 5251 DISCOVERY 102

sidecut	102-64-87
lengths (cm)	148,158,168,178
construction	CAP
core	ULTRA LITE AIR CORE
base	SOLLTE BASE SS810 GRIP BASE
steel edge	YES
binding	NNN BC AUTO

### PA 3071 BC

Length	120–165 CM
Tube	AL 7075
Ø	16 MM
Basket	BACKCOUNTRY
Tip	CARBIDE
Grip	CORK
Glove	XC COMFORT ALPINA



MONTANA  
BACKCOUNTRY



MONTANA EVE  
BACKCOUNTRY



WYOMING  
BACKCOUNTRY



ALASKA  
BACKCOUNTRY

### NNN BC AUTO



## DISTRIBUTORS

### AUSTRIA

HF SPORT  
Bahnhofstrasse 10, 9431 ST. Stefan, Wolfsberg  
+43 52 51 500, info@hfsport.at

### AUSTRALIA

EVEREST SPORTS PO  
Box 278, Bright, VIC 3741, Australia 28A  
Ireland St, Bright, VIC 3741, Australia,  
Fax: 61 (0)3 5755 2004; Ph: 61 (0)3 5755 2227  
simon@everestsports.com.au

### BOSNIA AND HERCEGOVINA

ALPINA BH D.O.O.  
Ulica Zmaja od Bosne 7A, 71000 Sarajevo  
+387 33 590 429, alpinabh@alpina.si

### CANADA

ELAN SPORTS INC.  
81-H Brunswick Blvd.,  
Dollard des Ormeaux Quebec H9B 2J5  
+1 (514) 421 7871, cs@elansports.ca

### CROATIA

ALPINA CRO D.O.O.  
Hvarska 5, 10000 Zagreb  
+385 1 3665 761, alpinacro@alpina.si

### CZECH REPUBLIC

INA SPORT SPOL. S. R.O.  
Dusikova 3, 63800 Brno  
+420 545 422 431, inasport@inasport.cz

### DENMARK

CENTRANO APS  
Omega 6, 8382 Hinnerup, soften  
+45 70 50 03 33

### ESTONIA

A2K SPORT OÜ  
RIIA MAJA  
Riia mnt. 169A, 80010 Pärnu  
+372 50 79 899, kaupo@a2k.ee

### FINLAND

NORMARK SUOMI OY  
Aholaidantie 3 / P.O.BOX 39, 40320 Jyväskylä  
+358 14 820 711, info@normark.fi

### FRANCE

SUNSET SAS  
475 Route De La Dranse, 74500 Amphion Les Bains  
+33 (0)450 717 723, johann@sunset-sport.fr

### GERMANY

OLIVER KRAAS,  
NORDIC SPORTS CONSULTING  
Dorfstr. 25, 94252 Bayer. Eisenstein  
+49 9925 7289989  
o.kraas@nordicsportsconsulting.com  
www.nordicsportsconsulting.com

### ITALY

SKI TRAB S.R.L.  
Via Battaglion Tirano 6, 23032 Bormio  
+39 0342 901650, a.trabucchi@skitrab.com

### JAPAN

ELAN JAPAN CO., LTD.  
101-0061, SR BLDG.2F, 3-1-2 Misaki-Cyo, Chiyoda-Ku  
+813 6272 9016, genjo@elanjapan.co.jp

### ALPINA, d.o.o.,

**Strojarska 2, 4226 Žiri, Slovenia, T +00386 4 51 58 000, F +00386 4 51 58 370**

Alpina, d.o.o., Žiri, Slovenia; PHOTOGRAPHY: Klemen Razinger, Tilen Sepič, Uroš Podlogar, Nejc Vurnik, Blaž Kunej;  
DESIGN: Arnoldvuga+, Saša Leskovar; WORDS: Rok Artiček; PRINTED BY: Grafika Soča d.o.o., 2019 © Alpina reserves  
the right to make changes to any product shown in this catalogue which we believe will be an improvement.

### KAZAHSTAN

LIMPOPO OUTDOOR COMPANY  
Seyfullin Str. 534, 480072 Almaty  
+7 727 261 7061  
limpopo-kz@mail.ru

### LATVIA

MY SPORT SIA  
Dārzciema iela 60, Rīga  
Tel/Fax +371 67563422, gatis@my-sport.lv

### LITHUANIA

UAB PRAMOGU SLENIS  
Santariskiu str. 41-11, LT-08440 Vilnius  
+37065905057, marijus@skigo.lt

### NORWAY

ULTIMATE NORDIC AS  
Tevlingveien 23, 1081 Oslo  
+47 908 49 707, jen@ultimatenordic.no

### POLAND

INA SPORT spol. s r.o.  
Dusikova 3, 638 00 Brno  
+48 696 597 073, dagmara.krzyzynska@inasport.pl

### ROMANIA

S.C. ALPINA SIRO S.R.L.  
RO 551003 Medias i.c. Bratianu 24  
+40 269 80 64 10; fax: +40 269 80 64 14  
www.alpina.si; peter.mocnik@alpina.si

### RUSSIA

NORMARK  
91 bild 2, Vavilova street 117335, Moscow, Russia  
+7 (495) 98-111-89  
ski@normark.ru, info@normark.ru

### SERBIA

ALPINA-YUG D.O.O.  
Bulevar Mihajla Pupina 10 Z 32, 11070 Novi Beograd  
alpinayu@alpina.si

### SLOVAKIA

INA SPORT spol, s r.o.  
Dusikova 3, 638 00 Brno  
+421 905 669 710, jan.devecka@inasport.sk

### SLOVENIA

ALPINA D.O.O.  
Strojarska 2, 4226 Žiri  
+386 4 51 58 000, alpina@alpina.si

### SWEDEN

BACKCOUNTRY EQUIPMENT AB  
Hökared, Ladan, S-44794 Vårgårda  
+46 322 660 250, info@backcountry.se

### SWITZERLAND

LIFESTATION.CH gmbh  
Bäuelenzelgstrasse 20, 8193 Eglisau  
+41 79 885 43 30, markus.ott@lifestation.ch

### UKRAINE

ALPINA UA LTD  
Simirenko 5 B, 03134 Kiev  
+38(0) 444 53 5583, alpinaua@ukr.net

### USA

ELAN USA CORP  
93 Etna Road, Lebanon, NH 03766  
+1 603 448 3101, info@elansports.com

**alpinasports.com**



#alpinasports

